

from blur to clear™

 **VISTA**™ 眼科
eye specialist



Visian ICL®

Your eyes deserve to see the best

 **SWISS
MADE**



One of the 1st in
Asia to launch
Visian ICL® V4c

Visian ICL® is Your Choice for Superior Quality of Vision

- High Definition Vision
- UV Protection
- Broad Range of Treatment
- Patient Preferred & Proven Technology
- Quick Recovery Time
- Custom Made Lens

The Visian ICL V4c Advantages



Designed To Be Permanent, Yet Is Removable

While the Visian ICL is intended to be permanently placed inside your eye, one of the most important advantages is that it can be easily removed and/or replaced if necessary.

Unlike LASIK, no corneal tissue is removed or reshaped permanently with the ICL.



Invisible

Because the Visian ICL is positioned between the iris and your natural lens, it is invisible to the patient and any observer. The only way that you or anyone else will know that it is there, is the improvement in your eyesight. You will neither see nor feel the lens once it is inside your eye.



The "WOW" Factor

After a simple 15-minute outpatient procedure, patients experience an immediate improvement in vision quality and are "Wowed" by the result. In fact, the quality of vision achieved is often better than with any other vision correction solution.



Short Recovery Time

The recovery period for the Visian ICL is quick and pain-free. Most patients recover within a day or less. Patients typically experience minimal discomfort, and usually go back to work the next day.



Does Not Cause Dry Eye

Visian ICL does not cause or contribute to dry eyes, a common side effect associated with LASIK procedures.



Eliminates YAG PI Procedure

The Visian ICL V4c CentraFLOW™ technology eliminates the need of Yag Peripheral Iridotomy (Yag PI) procedure (which is needed for the previous versions of Visian ICL prior to its procedure), making it a one-step vision correction procedure customized for your eyes.



UV Protection

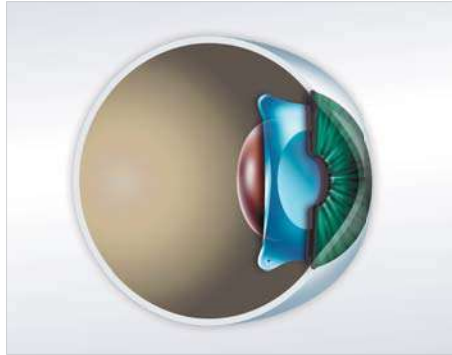
Long-term exposure to UV radiation increases the risk of eye disorders such as cataracts and retinal problems. The Visian ICL's advanced lens material, Collamer, contains a UV blocker that prevents harmful UVA and UVB rays from entering the eye, possibly preventing the development of UV related eye disorders.



*A YAG PI involves creating a tiny opening in the peripheral iris, allowing aqueous fluid to flow from behind the iris directly to the anterior chamber of the eye.



The Visian ICL Technology



Since 2005, VISTA has been helping patients see better by offering the Visian ICL® (Implantable Contact Lens).

The Visian ICL is used in more than 60 countries worldwide. VISTA is proud to be one of the 1st Centre in Malaysia to offer this technology.

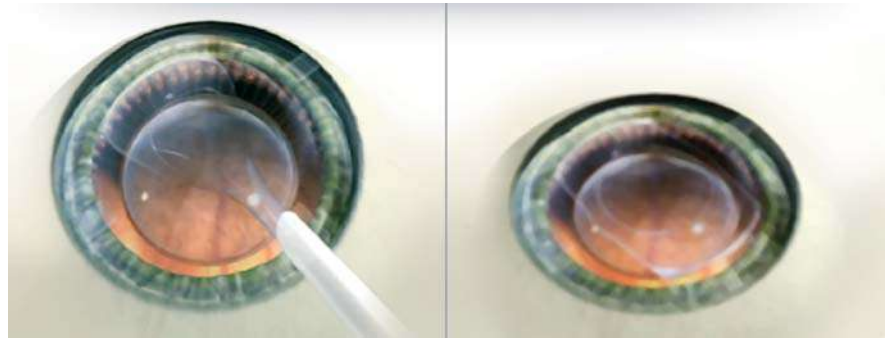
This technology is based on many years of research and development. The ICL procedure is similar in some ways to a cataract surgery which has been safely performed by Ophthalmologists on millions of patients each year. The only difference is the Visian ICL is added to the eye to correct your vision. The Visian ICL is placed in front of your natural lens and does not remove any tissues from your eyes.

The Visian ICL is made of Collamer® (a collagen containing lens material that provides extreme biocompatibility and superior optical performance). Collamer transmits light in a way that is similar to the natural lens because the materials characteristics are nearly identical to the human crystalline lens.

For more information, please visit www.visianinfo.com

Surgical Procedure

The Visian ICL procedure is an outpatient treatment that typically takes about 15 minutes. As with all surgeries, it is recommended that you make prior arrangements for transportation to and from the centre on the day of the surgery.



The lens will be folded and loaded into a small cartridge which will be placed through the incision. As the lens is inserted, it will gently unfold in the eye. Once the lens has fully unfolded, the four corners of the lens will be placed behind your iris and in front of the crystalline lens. This makes the lens invisible to both you and others.

During the Visian ICL procedure, you may experience some minor discomfort as the procedure is carried out under a local anaesthetic. Following the procedure, prescriptive eye drops are required as instructed by your surgeon. You will be required to return to your surgeon for a follow-up visit on the next day after the procedure, and subsequently 1 week, 1 month and 1 year.

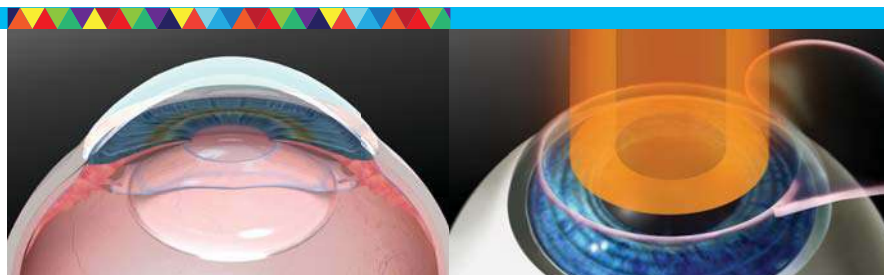


Refractive Vision Correction Options



STANDARD BLADE LASIK

Deciding on the vision correction procedure that's right for you is an important one. Let the table below show you how the different options compare and ask your eye care professional about the details.



Quality of Vision

Contrast & Clarity of Vision	Excellent	Good
Night vision	Excellent ¹	24% reported a reduction ²
Predictable Outcomes	Highly predictable ¹	Less predictable with higher vision correction ⁴

Patient Experience

Outpatient, 15-20 Minutes Surgery	Yes	Yes
Discomfort	Very minimal, with local anaesthesia	Very minimal, with local anaesthesia
Minimally Invasive	Yes, 3 mm opening	Yes, 7-9.5 mm corneal flap
The "WOW" of Immediate Visual Recovery	Yes	Yes
1-2 Day Short Recovery Time	Yes	Yes, with additional 1-2 weeks for "flap" healing
Contributes to "Dry Eye"	No	Yes, over 29% report some occurrence ³

Future Vision Versatility

Reversible	Yes	No, corneal tissue cannot be replaced
Vision Correction Flexibility	Yes, does not limit future treatment options	Limited if additional treatments involve the cornea
UV Protection	Yes, blocks 100% of harmful UVA and UVB light ⁶	No

Patient Suitability

High Nearsightedness, Farsightedness & Astigmatism	Yes	Limited by corneal thickness and pupil size
Thin Cornea	Yes	Limited range of nearsighted correction
Large Pupil	Yes	Greater chance of increasing unwanted aberrations

References

1. UV-absorbing collamer implantable contact lens (ICL) for the correction of myopia. PMA #P030016. Presentation to the Ophthalmic Devices Advisory Panel. October 3, 2003.
2. Hill JC. An informal satisfaction survey of 200 patients after laser in situ keratomileusis. *J Cataract Refract Surg.* Jul-Aug 2002;18(4):454-459.
3. Jabbur NS, Sakatani K, O'Brien TP. Survey of complications and recommendations for management in dissatisfied patients seeking a consultation after refractive surgery. *J Cataract Refract Surg.* Sept 2004;30(9):1867-1874.
4. Dan Z Reinstein, Jonathan D Carr, William B Threlfall, Randall Cook, Emma Cremonesi, Hugo FS Futton. Multi-center LASIK outcomes in myopia using the Technolas 217C in over 20,000 eyes. ASCRS 2001 Submissions. April 2001:2.
5. Rajan MS, Jaycock P, O'Brart D, Nystrom HH, Marshall J. A long-term study of photorefractive keratectomy; 12-year follow-up. Available at www.ncbi.nlm.nih.gov/sites/entrez. Accessed May 2008
6. Data on file: STAAR Surgical Company.

Planning your Procedure

Step 1 INITIAL ASSESSMENT

Duration : 1 hour

Contact Lens : You may lay off your contact lens at VISTA (casing and solution provided).

- Schedule a complimentary preliminary consultation to find out if you are suitable.
- Educate yourself and set realistic vision goals.
- Know the facts, learn about your procedure options and what you can expect.
- Get honest straight forward answers and fees.

Step 2 SPECIALIST CONSULTATION*

Duration : 3 hours

Transport : You are advised not to drive for about 2 hours after the check as your vision may be blurry. A pair of sunglasses may be helpful.

Contact Lens : Please lay off your contact lens for
Soft Lens - 2 weeks
Other Lens - 4 weeks

** Doctor consultation fees apply*

- Complete diagnostic tests and comprehensive eye examination.
- Set realistic vision goals.
- One-to-one session with our specialist on your queries and condition.
- Review the Informed Consent, Before & After Care, and Medication Instructions for your procedure.

Step 3 PROCEDURE

Duration : 4 hours (from beginning till the end including checking & resting).

Transport : You are advised not to drive immediately after the procedure.

- No make-up, perfume & deodorants.
- Relax.
- Follow post operative instructions.

Step 4 FOLLOW - UP

Duration : 1 hour

- 1 day, 1 week, 1 & 12 months routine follow-up eye check after the procedure.

Common FAQ

- 1 What is Visian ICL V4c?** Visian ICL V4c is the latest version of Visian ICL incorporating with CentraFLOW™ technology.
- 2 Who are ideal candidates for Visian ICL V4c?** If you are between the age of 18 to 45, currently have shortsighted and/or astigmatism, have not been identified with any eye disease, you are most likely a suitable candidate for Visian ICL V4c.
- 3 What is the difference between Visian ICL V4c and the previous versions of the Visian ICL?** The Visian ICL V4c CentraFLOW™ technology eliminates the need of Yag Peripheral Iridotomy (Yag PI) procedure (which is needed for the previous versions of Visian ICL prior to its procedure), making it a one-step vision correction procedure customized for your eyes.
**A YAG PI involves creating a tiny opening in the peripheral iris, allowing aqueous fluid to flow from behind the iris to the anterior chamber of the eye.*
- 4 Where is the Visian ICL placed in the eye and how it works?** The Visian ICL is placed inside the eye between the iris and the natural lens and is designed to stay in position with no special care required. Visian ICL works with the existing natural lens to correct vision without altering the natural structures of the eye.
- 5 What is the Visian ICL made of?** The Visian ICL is made of Collamer®, a technologically advanced lens material exclusive to STAAR® Surgical, Switzerland. This biocompatible advanced lens material does not cause a reaction inside the eye and contains an ultraviolet blocker that provides protection from harmful UV rays.
- 6 How long does the lens stay in my eye?** Although the lens is intended to remain in place in the eye permanently, a qualified eye surgeon can remove it if necessary.
- 7 Will I be able to feel the lens once it is in place?** The lens is not noticeable after it is put in place. It stays in position by itself and does not interact with any of the eye's structures.
- 8 What if my vision changes?** One key advantage of the Visian ICL over other options is that it offers treatment flexibility. If major changes in your vision are observed in the future, the lens can be removed or replaced. However, the Visian ICL does not treat reading vision problems and eliminate the need for reading glasses due to ageing.
- 9 What is UBM and its advantages?** To ensure precise sizing of the ICL, VISTA is the only center in Malaysia that has the Quantel Compact Touch STS Ultrasound Biomicroscope (UBM) which is the most advanced high frequency ultrasound available today.
- 10 When can I expect to have my ICL procedure?** Unlike other procedures, your ICL procedure may be scheduled a month later due to ICL is custom made in terms of prescription and size for the individual, and every lens is made at STAAR Surgical Switzerland.



WHY VISTA?



Visian ICL Specialist

VISTA is the 1st Eye Specialist in Malaysia to offer Visian ICL in year 2005. VISTA also was awarded the "Highest Usage of ICL and Toric ICL in South East Asia 2009" and we are proud to be the 1st in Asia to offer Visian ICL V4c in 2012.



Our Surgeons

Our highly experienced surgeons undergo stringent training and certification processes in advanced technologies. Our surgeons have also presented multiple clinical papers and shared their experiences to international congresses, including the ASCRS and ESCRS among them.



Stringent Patient Selection

We practice a zero compromise policy when it comes to patient suitability. Your safety comes above all else. All patients undergo highly comprehensive tests before any procedures are recommended.



Safety

We perform your treatment in Class 10K Certified clean rooms – one of the highest & most stringent standards worldwide – equipped with True HEPA (High Efficiency Particulate Air) systems. We maintain a strict schedule for maintenance and servicing of our equipment by certified experts and employ single-use surgery disposables.



Technology

We constantly upgrade our equipment and software to the modern technology, safe and verified standards to seek for improvement and higher precision. VISTA is one of the center in Malaysia using Quantel Compact Touch STS Ultrasound Biomicroscope (UBM) for the precise sizing of ICL measurement.



Service Experience

VISTA offers not only world class eye correction procedures here in Malaysia but pair that with a pleasant and comfortable environment, and customer service that starts and ends with a smile.



0% EzyPay up to 24 months

VISTA believes that visual freedom should be affordable for everyone and as such, we have introduced ZERO Interest installments via major banks in Malaysia (absolutely no fees & hidden charges), making the path towards a better eyesight – that much easier.



MOST Choices for Visual Freedom

At VISTA, we offer the widest range of lenses to help you achieve the visual results and the freedom from glasses that you have always wanted. Our doctors will carefully select and recommend the lens most suitable for you from the best lens manufacturers: Abbot, Alcon, Bausch & Lomb, Zeiss, Oculentis etc.

MAJOR AWARDS



Business of The Year & Best Employer of The Year 2011

F R O S T & S U L L I V A N

Malaysia Frost & Sullivan Vision Care Centre of the Year 2010



Best LASIK Center 2006 & 2011

Alcon®

Multifocal Champion Centre Award 2006 - 2009



Highest Usage of ICL and Toric ICL in South East Asia 2009



SME Best Employer Grand Award 2015 & Silver Award 2013



HR Asia™ BEST COMPANIES TO WORK FOR IN ASIA 2013
HR Asia (Best Companies To Work For In Asia) 2013



Best CSR 2011 (Small Company CSR)



2009 - 2012



2005 Celebrating Malaysia's Enterprising Spirit 2003 & 2005



2003 & 2005

A **globaleYES** MEMBER
AN ALLIANCE OF LEADING EYE CENTRES

vista.my 1 800 88 3937

VISTA LASER EYE CENTER SDN BHD 481490-U

curve, pj Unit 228, The Curve, Mutiara Damansara, 47800 Petaling Jaya, Selangor +603 7711 3937 puchong GF-11, PFCC 5, Jalan Puteri 1/2, Bandar Puteri, 47100 Puchong, Selangor +603 8052 3937 klang 15, Jalan Mahogani 5/KS 7, Bandar Botanic, 41200 Klang, Selangor +603 3325 8937 johor bahru 131, Jalan Mutiara Emas 10/19, Taman Mount Austin, 81100 Johor Bahru, Johor +607 350 3937 bukit mertajam 2, Lorong Bukit Kecil Indah, Taman Bukit Kecil Indah, 14000 Bukit Mertajam, Penang +604 539 3937 air itam (penang) 6H-1-12, All Seasons Place, Lebuhraya Thean Teik, 11500 Air Itam, Penang +604 829 9937

e help@vista.com.my